

Starships

The musical score for "Starships" is written for a percussion ensemble. It consists of six staves, each with a different instrument label to its left. The key signature is one flat (Bb) and the time signature is 4/4. The first five staves (Marimba, Marimba, Vibraphone, Vibraphone, and Glockenspiel) are currently blank, showing only rests. The sixth staff, for the Xylophone, contains a melodic line starting at measure 8. The notation includes eighth and sixteenth notes, some with accents, and rests. Measure numbers 8 and 15 are indicated above the first and second measures of the Xylophone part, respectively.

Marimba

Marimba

Vibraphone

Vibraphone

Xylophone

Glockenspiel

Mrm. ⁴

Mrm.

Vib.

Vib.

Xyl.

Glk. ¹⁵

Mrm. ⁷

Mrm.

Vib.

Vib.

Xyl. ⁸

Glk. ¹⁵

Dm

Dm dm

31
Mrm. y Hands up and touch the sk - y Let's do this

Mrm. y Hands up and touch the sk - y Let's do this

Vib.

Vib.

8
Xyl. y Hands up and touch the sk - y Let's do this

15
Glk.

Detailed description: This is a page of a musical score for a percussion ensemble. It features four staves. The top two staves are for Mrm. (Maracas), the next two for Vib. (Vibraphone), and the bottom two for Xyl. (Xylophone) and Glk. (Glockenspiel). The music is in a 4/4 time signature with a key signature of one flat (B-flat). The lyrics 'y Hands up and touch the sk - y Let's do this' are written below the Mrm. and Xyl. staves. The Mrm. parts include rests and notes, while the Xyl. part has a sharp sign before the first note. The Vib. parts consist of rhythmic patterns of eighth and sixteenth notes. The Glk. part features a continuous eighth-note pattern.

34

Mrm. *one last ti - me Can't stop We're (Male)*

Mrm. *one last ti - me Can't stop We're (Male)*

Vib.

Vib.

Xyl. *one last ti - me Can't stop We're (Male)*

8

15

Glk.

36

Mrm. high - er than the Burj Kha-li - fa.

Mrm. high - er than the Burj Kha-li - fa.

Vib.

Vib.

8

Xyl. high - than the Burj li - fa.

15

Glk.

Detailed description of the musical score: The score consists of five staves. The first two staves are for Mrm. (Trumpet), both with lyrics 'high - er than the Burj Kha-li - fa.' and a measure number of 36. The next two staves are for Vib. (Vibraphone), with no lyrics. The fifth staff is for Xyl. (Xylophone), with lyrics 'high - than the Burj li - fa.' and a measure number of 8. The sixth staff is for Glk. (Glockenspiel), with a measure number of 15 and no lyrics. The key signature is B-flat major (two flats) and the time signature is 4/4. The Mrm. parts feature a melodic line with lyrics and a rhythmic accompaniment. The Vib. parts play a steady eighth-note accompaniment. The Xyl. part plays a rhythmic pattern of eighth notes. The Glk. part plays a rhythmic pattern of eighth notes.

39

Mrm. We're High er than the Burj - li - fa

Mrm. We're High er than the Burj - li - fa

Vib. We're High er than the Burj - li - fa

Vib. We're High er than the Burj - li - fa

8

Xyl. We're High er than the Burj - li - fa

15

Glk.

42

Mrm. We're High er than the Burj - li - fa

Mrm. We're High er than the Burj - li - fa Woah

Vib. We're High er than the Burj - li - fa

Vib. We're High er than the Burj - li - fa Woah

8

Xyl. We're High er than the Burj - li - fa

15

Glk.

46

Mrm.  Jump in my hoop-ty hoop-ty hoop I own that.

Mrm.  Jump in my hoop-ty hoop-ty hoop I own that.

Vib.  Jump in my hoop-ty hoop-ty hoop I own that.

Vib.  Jump in my hoop-ty hoop-ty hoop I own that.

Xyl.  Jump in ty hoop - hoop I own that.

Glk. 

48

Mrm.  I did - nt pay my rent this month. I owe that.

Mrm.  I did - nt pay my rent this month. I owe that.

Vib.  I did - nt pay my rent this month. I owe that.

Vib.  I did - nt pay my rent this month. I owe that.

Xyl.  I did' - my rent month. I owe that.

Glk. 

50

Mrm.  Twin-kle lit - tle star

Mrm.  Twin-kle lit - tle star

Vib.  Twin-kle lit - tle star

Vib.  Twin-kle lit - tle star

8

Xyl.  Twin - lit - tle star

15

Glk. 

Detailed description: This image shows a page of a musical score for percussion instruments. It features six staves, each with a different instrument label on the left. The first five staves are for Mrm. (Maracas), Vib. (Vibraphone), and Xyl. (Xylophone). The sixth staff is for Glk. (Glockenspiel). The music is in a key with two flats (B-flat and E-flat) and a common time signature. The lyrics 'Twin-kle lit - tle star' are written below the first five staves. The Xyl. staff has the lyrics 'Twin - lit - tle star'. The Glk. staff has a complex rhythmic pattern of eighth and sixteenth notes with various accidentals.

53

Mrm.

Mrm.

Vib.

Vib.

Xyl.

Glk.

56
Mrm. Get on the

Mrm. Get on the

Vib. Get on the

Vib. Get on the

8
Xyl. Get on the

15
Glk.

Detailed description: This image shows a page of a musical score for a percussion ensemble. It consists of six staves, each for a different instrument. The key signature is B-flat major (two flats). The first five staves (Mrm., Vib., Xyl.) are in treble clef, and the sixth staff (Glk.) is in treble clef. The first staff is marked with a rehearsal mark '56'. The lyrics 'Get on the' are written below the first five staves. The Glk. staff has a rehearsal mark '15' and contains a rhythmic pattern of eighth notes with stems pointing up and down, and a repeat sign at the end of the second measure.

Mrm. ¹⁰ I'm on the

Mrm. I'm on the

Vib. dm

Xyl. ⁸ I'm on the

Glk. ¹⁵ dm etc.

Detailed description: This is a musical score for percussion instruments. It consists of five staves. The first two staves are for Mrm. (Maracas), the third and fourth for Vib. (Vibraphone), the fifth for Xyl. (Xylophone), and the sixth for Glk. (Glockenspiel). The key signature is B-flat major. The Mrm. parts have lyrics 'I'm on the' written below them. The Vib. part has a 'dm' (diminished) dynamic marking. The Xyl. part has a '8' above the first measure and lyrics 'I'm on the' at the end. The Glk. part has a '15' above the first measure and 'dm' and 'etc.' below it. The notation includes rests, eighth notes, and sixteenth notes.

58

Mrm. floor, floor , like it's your last chance. If you want

Mrm. floor, floor , like it's your last chance. If you want

Vib. floor, cow floor , like it's your last chance. If you want

Vib. floor, cow floor , like it's your last chance. If you want

8

Xyl. floor, floor , like it's your last chance. If you want

15

Glk. Dm dm dm dm dm dm dm dm etc.

60

Mrm. more , more , then here I am. Star - shps were

Mrm. more , more , then here I am. Star - shps were

Vib. more , cow more , then here I am. Star - shps were

Vib. more , cow more , then here I am. Star - shps were

8

Xyl. more here I am. Star - shps were

15

Glk.

63

Mrm. meant to fl - y Hands up and touch the sk - y

Mrm. meant to fl - y Hands up and touch the sk - y

Vib. meant to fl - y Hands up and touch the sk - y

Vib. meant to fl - y Hands up and touch the sk - y

8

Xyl. meant to fl - y Hands up and touch the sk - y

15

Glk. meant to fl - y Hands up and touch the sk - y

66

Mrm.  Can't stop 'cause we're so hi - gh Let's do this

Mrm.  Can't stop 'cause we're so hi - gh Let's do this

Vib.  Can't stop 'cause we're so hi - gh Let's do this

Vib.  Can't stop 'cause we're so hi - gh Let's do this

8

Xyl.  Can't stop 'cause we're so hi - gh Let's do this


15

Glk.  Can't stop 'cause we're so hi - gh Let's do this

69


Mrm.  one more time. Star - shps were meant to fl -

Mrm.  one more time. Star - shps were meant to fl -

Vib.  one more time. Star - shps were meant to fl -

Vib.  one more time. Star - shps were meant to fl -

8

Xyl.  one meant

15

Glk. 

72

Mrm. y Hands up and touch the sk - y Let's do this

Mrm. y Hands up and touch the sk - y Let's do this

Vib. y Hands up and touch the sk - y Let's do this

Vib. y Hands up and touch the sk - y Let's do this

8

Xyl. y touch

15

Glk.

75

Mrm. *one last ti - me Can't stop We're (Male)*

Mrm. *one last ti - me Can't stop We're (Male)*

Vib. *one last ti - me Can't stop We're (Male)*

Vib. *one last ti - me Can't stop We're (Male)*

8

Xyl. *one me*

15

Glk.

77
Mrm. high - er than the Burj Kha-li - fa.

Mrm. high - er than the Burj Kha-li - fa.

Vib. high - er than the Burj Kha-li - fa.

Vib. high - er than the Burj Kha-li - fa.

8
Xyl. high

15
Glk.

80

Mrm. We're High er than the Burj - li - fa

Mrm. We're High er than the Burj - li - fa

Vib. We're


Vib. We're


8 Xyl. High er than the Burj - li - fa


15 Glk.


The image shows a musical score for percussion instruments. It consists of six staves, each with a different instrument label on the left. The first two staves are for Mrm. (Maracas), the next two for Vib. (Vibraphone), the fifth for Xyl. (Xylophone), and the sixth for Glk. (Glockenspiel). The music is written in a key with one flat (B-flat) and a common time signature. The lyrics 'We're High er than the Burj - li - fa' are written below the first four staves. The first two staves have a measure number '80' at the beginning. The fifth staff has a measure number '8' and the lyrics 'High er than the Burj - li - fa'. The sixth staff has a measure number '15'. The notation includes various rhythmic patterns and rests.


83

Mrm.  We're High er than the Burj - li - fa

Mrm.  We're High er than the Burj - li - fa


Vib. 

Vib. 

Xyl.  High er than the Burj - li - fa

8

15

Glk. 

13

Mrm. floor, floor , I love to dance. So give me

Mrm. floor, cow-floor , I love to dance. So give me *mp*

Vib. ch-cow - ch-cow - ch-cow - ch-cow etc.

Vib. ch-cow - ch-cow - ch-cow - ch-cow etc.

8


Xyl. floor, floor , I love to dance. So give me *ff*


15


Glk.


Detailed description of the musical score: The score is for six instruments. The first two staves are for Mrm. (Mellophone), both playing the same melody with lyrics 'floor, floor , I love to dance. So give me'. The second Mrm. part has a dynamic marking of *mp*. The third and fourth staves are for Vib. (Vibraphone), both playing a rhythmic pattern of eighth notes with lyrics 'ch-cow - ch-cow - ch-cow - ch-cow etc.'. The fifth staff is for Xyl. (Xylophone), playing a melody with lyrics 'floor, floor , I love to dance. So give me' and a dynamic marking of *ff*. The sixth staff is for Glk. (Glockenspiel), playing a simple melodic line. The key signature has one flat (B-flat), and there are measure numbers 13, 8, and 15 indicated at the start of their respective staves.


86


Mrm. 

Mrm. 

Vib. 

Vib. 

Xyl. 

Glk. 

90

Mrm.  Can't stop 'cause we're so hi - gh Let's do this one more time.

Mrm.  Can't stop 'cause we're so hi - gh Let's do this one more time.

Vib. 

Vib. 

Xyl.  8
we're gh one

Glk.  15

94

Mrm. Star - shps were meant to fl - y Hands up and

Mrm. Star - shps were meant to fl - y Hands up and

Vib.

Vib.

8
Xyl. meant y

15
Glk.

The image shows a page of a musical score for percussion instruments. It features five staves. The first two staves are for Mrm. (Maracas), the next two for Vib. (Vibraphone), and the last for Glk. (Glockenspiel). The music is in a 4/4 time signature with a key signature of one flat (Bb). The lyrics 'Star - shps were meant to fl - y Hands up and' are written below the first two staves. The Xyl. staff has a measure marked with an '8' and the word 'meant' below it, and another measure marked with a 'y' below it. The Glk. staff has a measure marked with a '15' above it. The notation includes various rhythmic patterns and rests.

97

Mrm. touch the sk - y Let's do this one last ti -

Mrm. touch the sk - y Let's do this one last ti -

Vib.

Vib.

8 Xyl. touch one

15 Glk.

The image shows a musical score for percussion instruments. It consists of five staves. The first two staves are for Mrm. (Maracas), the next two for Vib. (Vibraphone), and the last for Glk. (Glockenspiel). The music is in 4/4 time with a key signature of one flat (Bb). The lyrics are: 'touch the sk - y Let's do this one last ti -'. The Xyl. part has lyrics 'touch' and 'one'. The Glk. part has a measure marked '15'.

100

Mrm. *me Can't stop We're high - er than the Burj Kha-li - fa.*
(Male)

Mrm. *me Can't stop We're high - er than the Burj Kha-li - fa.*
(Male)

Vib.


Vib.


8
Xyl. *me high*


15
Glk.


Detailed description of the musical score: The score consists of five staves. The first two staves are for Mrm. (Maracas), both with identical lyrics: 'me Can't stop We're high - er than the Burj Kha-li - fa.' The third and fourth staves are for Vib. (Vibraphone), showing a rhythmic pattern of eighth notes. The fifth staff is for Xyl. (Xylophone), with lyrics 'me high' and a rhythmic pattern of eighth notes. The sixth staff is for Glk. (Glockenspiel), with a rhythmic pattern of eighth notes. The score is in 3/4 time with a key signature of one flat. The tempo marking '100' is at the top left. The lyrics are written below the first two staves.


103


Mrm.  We're High er than the Burj - li - fa

Mrm.  We're High er than the Burj - li - fa

Vib. 

Vib. 

Xyl.  High er than the Burj - li - fa

Glk. 

106

Mrm. We're

Mrm. We're

Vib.

Vib.

Xyl.

15
Glk.

Detailed description: This image shows a page of a musical score for percussion instruments. It consists of six staves. The top two staves are for Mrm. (Maracas), the next two for Vib. (Vibraphone), the fourth for Xyl. (Xylophone), and the bottom for Glk. (Glockenspiel). The music is in 2/4 time with a key signature of one flat (Bb). The first two staves have a melodic line of eighth notes that rises and ends with a chord. The other four staves have a rhythmic pattern of eighth notes with rests. The number 106 is written above the first staff, and the number 15 is written above the Glk. staff. The word 'We're' is written at the end of the first two staves.

109

Mrm. High er than the Burj - li - fa

Mrm. High er than the Burj - li - fa

Vib.

Vib.

8
Xyl. High er than the Burj - li - fa

15
Glk.

15

Mrm. more , more , 'til I can't stand. Get on the

Mrm. more , more , 'til I can't stand. Get on the

Vib.

Vib.

8

Xyl. more , more , 'til I can't stand. Get on the

15

Glk.

The image shows a page of a musical score for five instruments. The instruments are Mrm. (Mellophone), Vib. (Vibraphone), Xyl. (Xylophone), and Glk. (Glockenspiel). The score is written in a key signature of one flat (B-flat) and a common time signature. The lyrics are: "more , more , 'til I can't stand. Get on the". The Mrm. parts have a melodic line with lyrics. The Vib. parts have a rhythmic accompaniment of eighth notes. The Xyl. part has a melodic line with lyrics. The Glk. part has a simple rhythmic accompaniment. The page number 15 is written at the top left and bottom left of the score.

17
Mrm. floor, floor, like it's your last chance. If you want

Mrm. floor, floor, like it's your last chance. If you want

Vib.

Vib.

8
Xyl. floor, floor, like it's your last chance. If you want

15
Glk.

Detailed description: This is a page of a musical score for a percussion ensemble. It features four staves. The top two staves are for Mrm. (Maracas), both with identical notation and lyrics: 'floor, floor, like it's your last chance. If you want'. The third and fourth staves are for Vib. (Vibraphone), showing a rhythmic pattern of eighth notes in a 2-2-2-2 pattern. The fifth staff is for Xyl. (Xylophone), with lyrics: 'floor, floor, like it's your last chance. If you want'. The bottom staff is for Glk. (Glockenspiel), with a melodic line starting on a sharp note. The score is in a key with one flat (B-flat) and a common time signature. Measure numbers 17, 8, and 15 are indicated at the start of their respective staves.

19
Mrm. more , more , then here I am. Star - shps were

Mrm. more , more , then here I am. Star - shps were

Vib.

Vib.

8
Xyl. more , more , then here I am. Star - shps

15
Glk.

22

Mrm.  meant to fl - y Hands up and touch the sk - y

Mrm.  meant to fl - y Hands up and touch the sk - y

Vib. 

Vib. 

8

Xyl.  meant to fl - y Hands up touch the sk - y

15

Glk. 

25
Mrm.  Can't stop 'cause we're so hi - gh Let's do this

Mrm.  Can't stop 'cause we're so hi - gh Let's do this


Vib. 


Vib. 


8
Xyl.  Can't stop we're so hi - gh Let's do this


15
Glk. 


28


Mrm.  one more time. Star - shps were meant to fl -

Mrm.  one more time. Star - shps were meant to fl -

Vib. 

Vib. 

Xyl.  one more time. Star - shps were meant to fl -

Glk.  15

Detailed description: This page of a musical score contains five staves. The top two staves are for Mrm. (Maracas) and include lyrics: "one more time. Star - shps were meant to fl -". The third and fourth staves are for Vib. (Vibraphone). The fifth staff is for Xyl. (Xylophone) and includes the same lyrics as the Mrm. parts. The sixth staff is for Glk. (Glockenspiel) and has a measure rest followed by a melodic line starting at measure 15. The score is in 3/4 time with a key signature of one flat (Bb).